


ACCESSORIES for HOISTS

[A] Scaffold attachment for hoist

For better distribution of the stress on the scaffold caused by using the hoist. Equipped with plate for locking the work positioning lever.




[B] Internal adjustable prop (2.45 m to 3.3 m)

For using the hoists indoors or where there are no external scaffolding structures; height adjustable from a min. of 2.45 m to a max. of 3.3 m.



[C] Window prop

Useful at construction sites or for refurbishment jobs with little work space. Easy and quick installation without using assembly tools.




[D] External prop for hoists with max. capacity 200 kg

To install hoists outdoors without overhanging support points; consisting of an internal adjustable prop and conversion kit with ballast container. Ballast container dimensions: W460xL2500xH415 mm



Handle for hoist

Useful for transporting the elevator on the construction site. Suitable for the TR-ET-ETR series.



		A	B	C	D
Max. capacity with extendible bracket hoist	kg	200	200	200	200
Max. capacity with fixed bracket hoist and swivelling extension	kg	200	200	-	200
Max. capacity with ext. bracket hoist and swivelling extension	kg	150	150	-	150
Weight	kg	18	44	44	85